


A TWINKL ORIGINAL

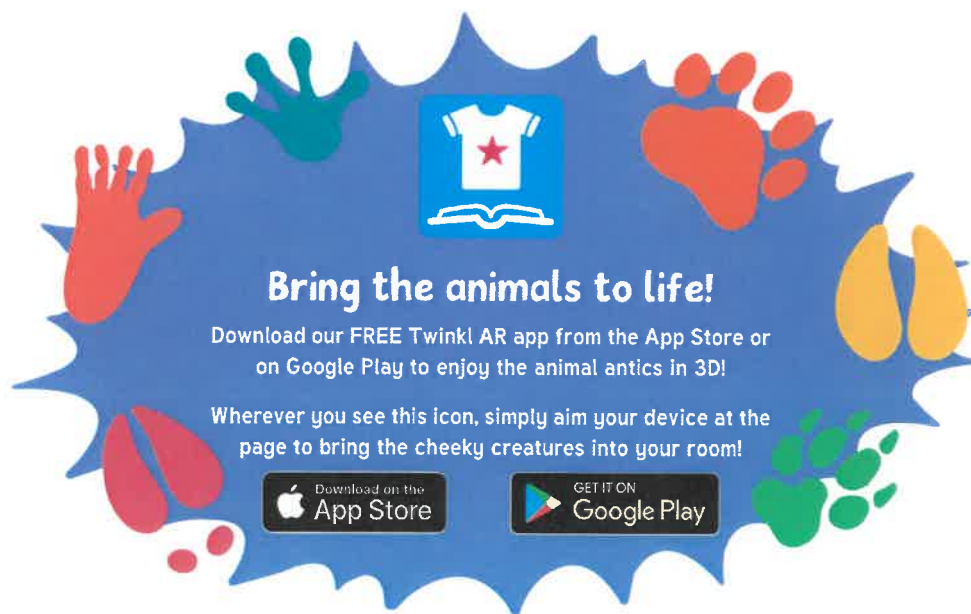
twinkl

# Stop Telling Fibs!









First published 2019 by Twinkl Ltd.  
197 Ecclesall Road, Sheffield S11 8HW

Copyright © Twinkl Ltd. 2019

All rights reserved. No part of this book may be reproduced in any form or by any means, electronic or mechanical, including photocopying, recording or by any information and retrieval system, without permission in writing from Twinkl Ltd.

This is a work of fiction. Names, characters, businesses, places, events and incidents are either the products of the author's imagination or used in a fictitious manner. Any resemblance to actual persons, living or dead, or actual events is purely coincidental.

Apple and the Apple logo are trademarks of Apple Inc., registered in the U.S. and other countries. App Store is a service mark of Apple Inc., registered in the U.S. and other countries.

Google Play and the Google Play logo are trademarks of Google LLC.

Twinkl is a registered trademark of Twinkl Ltd.



A TWINKL ORIGINAL

# Stop Telling Fibs!



Twinkl Educational Publishing

“Tomek, hurry up and get ready!”  
yelled Mum from downstairs.



"I can't get ready," said Tomek, "there's a grizzly bear in my underwear!"



**"Stop telling  
fibs!"**  
said Mum.










“Get in the car or you’ll be late for school,” said Mummy.



"I can't get in the car," said  
Tomek, "there's a goat  
in my coat!"



"Stop telling  
fibs!"

said Mummy.







"Time to put your things away and go to your classes," said Mr Peters at breakfast club.





"I can't put my things  
away," said Tomek,  
"there's a stag in my bag!"



**"Stop telling fibs!"**

said Mr Peters.









“Wrap up warm for home time,” said Miss Li.



"I can't wrap up warm,"  
said Tomek, "there's a  
kitten in my mitten!"



**"Stop  
telling  
fibs!"**

said Miss Li.







"You need to get changed for swimming," said Jen.



“I can’t get changed for swimming,” said Tomek,  
“there are skunks in  
my trunks!”



**“Stop  
telling  
fibs!”**

said Jen.









"Time to get ready for bed," said Mum.



"I can't get ready for bed,"  
said Tomek, "there are  
llamas in my pyjamas."



**"Stop  
telling  
fi..."**















Visit [twinkl.com/originals](https://www.twinkl.com/originals)









# **“There’s a grizzly bear in my underwear!”**

Could Tomek’s tall tales actually be true?  
Find out in this silly rhyming story.



visit [twinkl.com](https://www.twinkl.com)

*We help those who teach.*

We provide educators around the world with entire schemes of work, lesson planning and assessments, plus online educational games, innovative augmented reality and lots, lots more.



# Stop Telling Fibs! – Ideas for Learning

## English



Play this fun **Rhyming Bingo Game**. Shuffle the cards and call them one at a time. Can your child spot the rhyming word on their bingo board?



After reading the story, use this **What Happened Next?** activity to encourage your child to write a wild story!



Help your child to recognise rhyming words with this simple but fun **Rhyming Sorting Activity**.

Cut out the words and your child can sort them into the right columns.




Use these **Stick Puppets** to retell the story. Can your child remember the order of the animals?

Can they remember what the adults keep saying to Tomek?

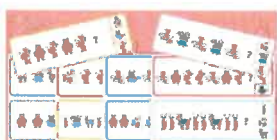
## Maths



Practise counting to 10 with this **I Spy and Count** activity. Great for supporting children with counting different groups of objects.



Confident with counting to 10 and looking for a challenge? Why not try the **I Spy and Count to 20!**



Support your child in recognising repeating patterns with these **Repeating Patterns Peg Cards**. You could use

clothes pegs, sticky tack, counters or just get your child to point at the picture that completes the pattern. Can they make their own?

Find lots of pairs of socks. Lay them together in their pairs and use them to help your child to practise counting in twos.

## Extra Activities



Have a child that enjoys colouring? These adorable **Colouring Pages** feature the animals from the story and are a great way to continue your child's learning! Can they name all of the animals?



Fancy burning off some energy? These **Animal Moves Posters** are a fun way to get children exercising and moving around. You could find some animal noises on the Internet to accompany your child's animal antics!

## No Printer? No Problem!

- Can you find any objects in your home that rhyme? Make a list of them!
- Talk about telling lies and whether it is ever OK. Is it a good thing to always tell the truth?
- Play 'Pass the Rhyme' – take turns saying words that rhyme until you can't think of any more!
- Research and find out some information about the animals in the story. You could look in a book or online.
- Have a go at retelling the story. Can you and your child add any actions to help remember it? Maybe you could make noises or movement to remember the order of the animals!

For more resources linked to 'Stop Telling Fibs!', [click here](#).



# Stop Telling Fibs! I Spy and Count to 10



# Stop Telling Fibs!


## I Spy and Count to 10

Count the number of each picture from the story and write the numeral in the box.

bats



goats



Mums



skunks



foxes



stag



bears



llamas



kittens




Tomek





# Stop Telling Fibs!

## I Spy and Count to 20





# Stop Telling Fibs!

## I Spy and Count to 20

Count the number of each picture from the story and write the numeral in the box.

bats



goats



Mums



skunks



foxes



stags



bears



llamas




kittens



Tomek





**stag**



**socks**



**bat**




**fox**




**mitten**




**skunks**




**kitten**




**bag**




**coat**



**mac**




**trunks**




**yak**






**goat**




**hat**




**stag**



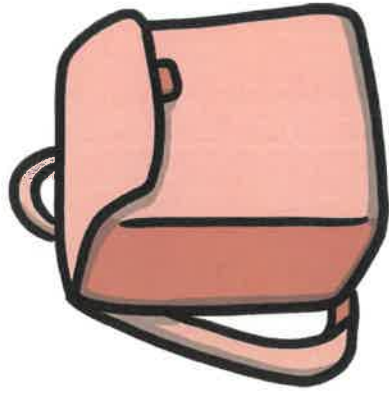
**coat**



**fox**




**trunks**




**bag**



**skunks**




**mitten**




**kitten**



**socks**



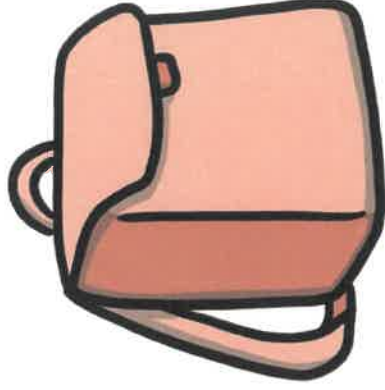
**yak**




**coat**




**bat**




**bag**



**mac**




**goat**




**yak**





**fox**




**trunks**




**skunks**




**socks**



**stag**



**hat**



**bat**

twinkl.com




**skunks**

twinkl.com



**socks**

twinkl.com



**mitten**

twinkl.com




**stag**

twinkl.com




**fox**

twinkl.com




kitten

twinkl.com




bag

twinkl.com




coat

twinkl.com




mac

twinkl.com



trunks


twinkl.com



yak

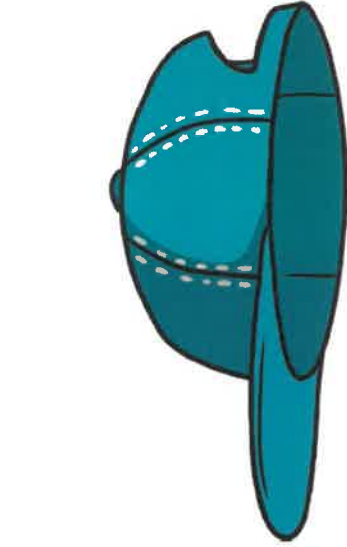
twinkl.com






**goat**

twinkl.com




**hat**

twinkl.com



**stag**

twinkl.com



**coat**

twinkl.com




**fox**

twinkl.com




**trunks**

twinkl.com



**bag**

twinkl.com



**kitten**

twinkl.com




**skunks**

twinkl.com




**socks**

twinkl.com




**mitten**

twinkl.com



**yak**

twinkl.com



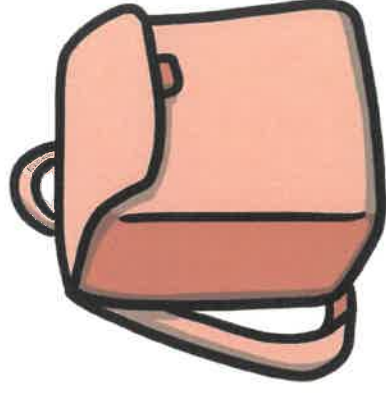
**coat**

twinkl.com




**bat**

twinkl.com




**bag**

twinkl.com




**mac**

twinkl.com



**goat**

twinkl.com



**yak**


twinkl.com





**fox**

twinkl.com



**trunks**

twinkl.com




**skunks**

twinkl.com




**socks**

twinkl.com



**hat**

twinkl.com



**stag**

twinkl.com

Can you move like a  
grizzly bear?



**stomp**

**plod**

**lumber**

Can you move like  
a goat?



trot

jump

leap

twinkl

visit [twinkl.com](https://www.twinkl.com)



Can you move like  
a stag?



**gallop**

**march**

**charge**

**twinkl**

visit [twinkl.com](https://www.twinkl.com)

Can you move like  
a kitten?



**creep**

**pounce**

**roll**

**twinkl**

visit [twinkl.com](https://www.twinkl.com)

Can you move like  
a skunk?



**scurry**

**burrow**

**shake  
your  
tail**



Can you move like  
a llama?



**prance**

**kick**

**trot**

Can you move like  
a chimp?



**swing**

**climb**

**walk  
on all  
fours**

Can you move like  
a bat?




**flap**

**flutter**

**swoop**



# Stop Telling Fibs!



# Stop Telling Fibs!




# Stop Telling Fibs!






# Stop Telling Fibs!



# Stop Telling Fibs!



# Stop Telling Fibs!






# Stop Telling Fibs!



# Stop Telling Fibs!




# Stop Telling Fibs!






# Stop Telling Fibs!

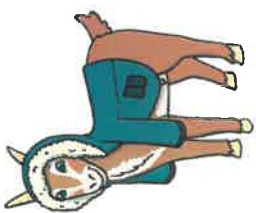


# Stop Telling Fibs!

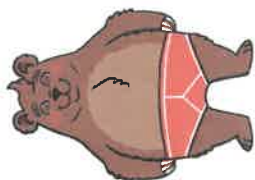
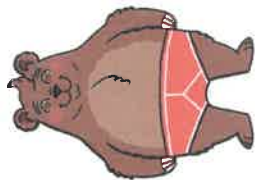
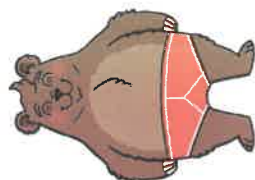
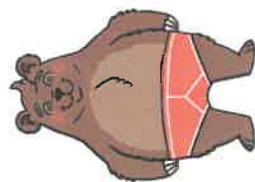





?

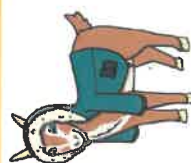



?






?



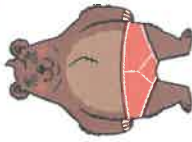




?



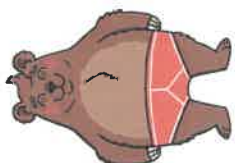
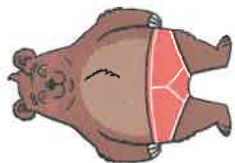
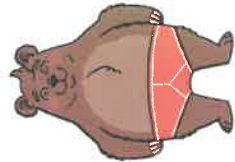
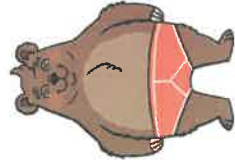




?


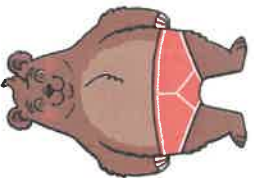

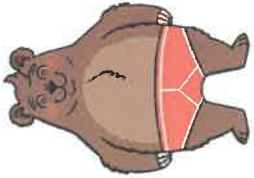


?








?

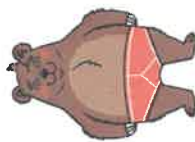





?

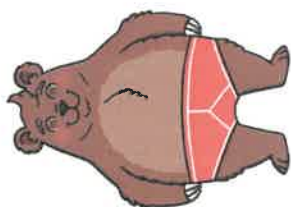
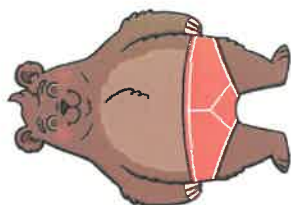




?



?





# Stop Telling Fibs! Rhyming Words

Cut out the words below. Then, sort and stick them into the correct columns.



stag



bat



frog



goat



yak



visit [twinkl.com](http://twinkl.com)








oat	dog	vote	float	bag
rag	coat	wag	clog	snack
smog	flat	hag	rat	track
hat	mac	back	throat	tag
stoat	flag	pat	bog	chat




# Stop Telling Fibs! Rhyming Words


## Answers

Cut out the words below. Then, sort and stick them into the correct columns.

				
<b>stag</b>	<b>bat</b>	<b>frog</b>	<b>goat</b>	<b>yak</b>
rag flag wag hag bag tag	hat flat pat rat chat	smog dog clog bog	oat stoat coat vote float throat	mac back snack track









# Stop Telling Fibs!

## What Happened Next?

What do you think happened next in Tomek's house? Write your own story about what each of the animals did when they were discovered, how Tomek reacted and what his mum thought.



---

---

---

---

---

---

---

---

